

Email: orders@adpaustralia.com.au | Phone: (02) 4271 2444

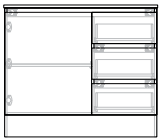
Store: _____ Purchase Order Number: _____

Store Contact Name: _____ Order Date: _____

Notes: _____

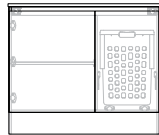
1 Floor Cabinet Sizes & Configurations

Door & Drawer



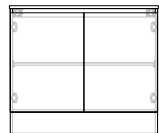
- | | |
|-----------------|-----------------|
| 900 Left Sink | 1350 Left Sink |
| 900 Right Sink | 1350 Right Sink |
| 1050 Left Sink | |
| 1050 Right Sink | |

Door & Hamper



- | | |
|--------------------------------|---------------------------|
| <i>1 Hamper only (no sink)</i> | <i>2 Doors / 1 Hamper</i> |
| 450 Centre | 1350 Centre Sink |
| <i>1 Door / 1 Hamper</i> | 1350 Left Sink |
| 900 Left Sink | 1350 Right Sink |
| 900 Right Sink | <i>1 Door / 2 Hampers</i> |
| 1050 Left Sink | 1350 Left Sink |
| 1050 Right Sink | 1350 Right Sink |

All Door



- | | |
|-----------------|------------------|
| 450 Centre Sink | 1050 Centre Sink |
| 600 Centre Sink | 1050 Left Sink |
| 900 Centre Sink | 1050 Right Sink |
| 900 Left Sink | 1350 Centre Sink |
| 900 Right Sink | 1350 Left Sink |
| | 1350 Right Sink |

Door hinge side: (All Door 450 & 600 models only)

Left Hand Hinge Right Hand Hinge

All Drawer (No sink available)



- | | |
|-----|------|
| 450 | 1050 |
| 600 | 1350 |
| 900 | |

2 Benchtop

20mm Cherry Pie 12mm Durasein

Colour: _____

Available in all Durasein finishes and select Cherry Pie finishes: Bright White, Alabaster, Leonardo, Michelangelo, Grey Travertine & Carrera

OR

Cabinet only (No benchtop)

3 Sink (Ignore if selected All Drawer model)

Refer to ADP website for compatibility.

Sink Name & Colour
(ADP Laundry Sinks Only
Excludes Basin Range) _____

Sink Mounting

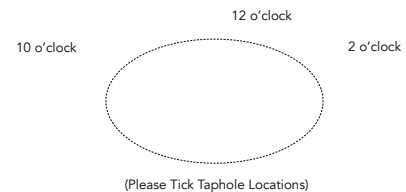
Undermount Inset (Drop-in)
(Excludes Bellevue)

4 Taphole Location

0 tap hole - please specify:

Drilling own Wall Taps

1 tap hole - please specify location:



5 Cabinet Finish

Woodgrain Silk Polyurethane

Colour: _____

(Check ADP website for non-standard colours available, surcharges apply).

6 Handles

Bevel-Grip Handle

Handle Name: _____

Handle Finish: _____ Handle Size: _____

See Upgrades & Fillers on Page 2.

6 Upgrade Options (surcharges apply)

Upgrade to Classic Cabinet Fronts (Matte Polyurethane finish only)

Choose from the following designs:

Shallow Shaker 20



Double Shaker 40



Shallow Shaker 50



Deep Shaker 60



V-Groove 30



V-Groove 90



Add In-Drawer Power Point (All Drawer + Door & Drawer models only)

Comes standard in top right hand drawer, please specify below if required in different location.

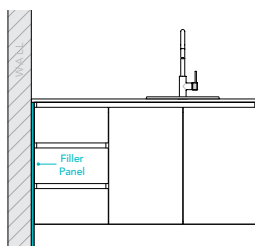
7 Filler & End Panel (surcharges apply)

Floor Filler Panel

Used for against or between wall installations, to ensure doors and drawers clear the wall or other obstructions.

Floor End Panel

Use end panels for customising your laundry or to support benchtops over appliances (custom benchtops not supplied by ADP).



Disclaimer:

I understand that this is a made to order product. The manufacturing process of this product will commence within 24 hours of receipt, therefore we are unable to accept alterations or cancellation after 24 hours. *This order form is for store use only*

Customer Signature _____ Date _____